

WHIT




Adventures in
ODYSSEY

CONNIE



Adventures in
ODYSSEY

EUGENE




Adventures in
ODYSSEY

LUCY




Adventures in
ODYSSEY

BART



Adventures in
ODYSSEY

AUBREY




Adventures in
ODYSSEY

JAY




Adventures in
ODYSSEY

MITCH



Adventures in
ODYSSEY

MANDY



Adventures in
ODYSSEY



3 EUGENE MELTSNER

First Appearance: "Connie" Part 1, 1988

An orphan with a mysterious past, Eugene had a genius intellect from an early age. He's put his incredible brain to use for years at Whit's End, coming up with new inventions, and learning that faith is more important than knowledge.

FAVORITE EPISODES:

- "Last in a Long Line"
- "The Time Has Come"
- "Poor Loser"
- "As Buck Would Have it," Parts 1-3



© 2022 Focus on the Family. All rights reserved. International Copyright Secured.



2 CONNIE KENDALL

First Appearance: "Connie Comes to Town," 1987

Connie works the counter at "Whit's End." She's perpetually late and jumps to conclusions frequently, but she's always learning and growing in her faith. Her best friends are Whit, Penny, Eugene, and her half-sister Jules.

FAVORITE EPISODES:

- "Connie" Parts 1-2
- "License to Drive"
- "For Better or for Worse" Parts 1-2
- "Life Expectancy" Parts 1-3



© 2022 Focus on the Family. All rights reserved. International Copyright Secured.



1 WHIT

First Appearance: "Whit's Flop," 1987

John Avery Whittaker is the owner of "Whit's End," an Ice Cream Parlor and Discovery Emporium. He has a storied past, containing many secrets, and he loves inventing, teaching kids about the Bible, and helping them follow God.

FAVORITE EPISODES:

- "Thank You, God."
- "Great Expectations"
- "Recollections"
- "Waylaid in the Windy City" Parts 1-2



© 2022 Focus on the Family. All rights reserved. International Copyright Secured.



30 AUBREY SHEPARD

First Appearance: "Opening Day," 1999


Aubrey Shepard is a girl with strong opinions about a lot of things. When her family decided to give up their comfortable lifestyle, Aubrey was hired at Whit's End, a perfect place for her to ask the questions she has on just about everything.

FAVORITE EPISODES:

- "Opening Day"
- "Blackgaard's Revenge" Parts 1-2
- "Under the Influence" Parts 1-2
- "Always"



© 2022 Focus on the Family. All rights reserved. International Copyright Secured.



16 BART RATHBONE

First Appearance: "An Act of Mercy," 1990

From unscrupulously coaching a softball team to using shady methods to run his electronics shop, "The Electric Palace," Bart affably stands for everything Whit—and the world of Odyssey—is against.

FAVORITE EPISODES:

- "The Winning Edge"
- "Aloha, Oy!" Parts 1-3
- "Tom for Mayor" Parts 1-2
- "Tornado!"



© 2022 Focus on the Family. All rights reserved. International Copyright Secured.



7 LUCY CUNNINGHAM-SCHULTZ

First Appearance: "Rumor Has It," 1988

Lucy is bright and sincere in her Christian beliefs. So sincere, in fact, that those beliefs often get her into lots of trouble. That—and the fact that she is an investigative reporter for her school newspaper, *The Odyssey Owl*.

FAVORITE EPISODES:

- "The Sacred Trust"
- "The Blackgaard Chronicles" Collection
- "Muckraker"
- "The Triangled Web" Parts 1-2



© 2022 Focus on the Family. All rights reserved. International Copyright Secured.



33 MANDY STRAUSSBERG

First Appearance: "When in Doubt... Pray!" 1998

Mandy Straussberg is sweet and intelligent, but does have a stubborn streak. She's had her share of disagreements with her best friend, Liz Horton. But the two of them have been there for each other, even through the tough times.

FAVORITE EPISODES:

- "Tornado!"
- "The Great Wizzy Woz" Parts 1-2
- "Split Ends"
- "Mum's the Word"



© 2022 Focus on the Family. All rights reserved. International Copyright Secured.



27 ROBERT "MITCH" MITCHELL

First Appearance: "Green Eyes and Yellow Tulips," 2001

Mitch moved to town working for a new broadcasting company called Novacom. He and Connie soon hit it off, and their relationship would be put to the test in ways they could have never imagined.

FAVORITE EPISODES:

- "Green Eyes and Yellow Tulips"
- "Here Today, Gone Tomorrow?" Parts 1-3
- "Something Blue" Parts 1-2
- "Something Old, Something New" Parts 1-2



© 2022 Focus on the Family. All rights reserved. International Copyright Secured.



19 JAY SMOUSE

First Appearance: "Target of the Week," 2010

Jay might call himself a bully, but it's only in his own mind. He is often his own worst enemy—getting himself into crazy situations of his own doing.

FAVORITE EPISODES:

- "Groundhog Jay"
- "There and Back Again" Parts 1-3
- "Not What I Expected"
- "Mistaken for Good"



© 2022 Focus on the Family. All rights reserved. International Copyright Secured.

INSTRUCTIONS FOR PRINTING:

Your Fall Festival Adventures in Odyssey Trading cards will look best when printed in color and on cardstock. If your printer cannot print in color or on cardstock, we highly recommend you take the PDF to a local office supply store or print shop where they can print the cards for you.

If you're able to print at home, here are some helpful steps for printing:

Step 1) Open the PDF in Adobe, your computer's photo viewer, or your chosen internet browser.

Step 2) Locate the PRINT icon or right-click with your mouse and click "Print" from the drop-down menu

Step 3) Update your printer preferences to PRINT IN COLOR.

Step 4)

- If your printer can print on both sides of the paper, make sure you update your printer preferences so it will print on both sides (flipping sides on the long edge).
- If your printer cannot print on both sides of the paper, here are your next steps:
 - Print the front side of the cards
 - Retrieve the paper with the front side of the cards, open your paper loading tray, load the cards printed-side down and with the name of each character at the top of the cards, close the paper loading tray
 - Go back to your computer and print the back side of the cards. This should print both sides of the cards on one sheet of paper.

Step 5) Repeat steps 1 through 4 to print as many sets of cards as you'd like!

Step 6) With your parent's help, cut the cards out of the grid shape. (Note: after your initial cutting, you may need to trim off some excess on the side of each card as the cards may not print perfectly aligned front-to-back on some printers).

Thank you for being a fan of Adventures in Odyssey! We hope you enjoy your collection of Adventures in Odyssey Fall Festival Trading Cards!

